

# Wisconsin's Transportation Budget

*Misplaced Priorities, Unmet Needs and Better Alternatives*



# Presenters

- Peter Skopec – WISPIRG
- Steve Hiniker – 1000 Friends of Wisconsin
- Stephanie Gyldenvand – WISDOM
- Elizabeth Ward – Sierra Club John Muir Chapter

# Proposed Executive Budget (2015-16)

- Increases bonding to \$1.3 BILLION
- \$1.46 billion for big-ticket highway projects
  - \$623 million for *Southeast Wisconsin Megaprojects*
  - \$836 million for *Major Highway Projects*
- \$3.41 billion in state highway maintenance
- \$2.6 billion for local reimbursements



# Our Recommendations

## Wisconsin's Transportation Budget

*Misplaced Priorities, Unmet Needs & Better Alternatives*



The proposed 2015-17 biennial transportation budget recommends increasing bonding for transportation to a total of \$1.3 billion for the next two years, while failing to address crucial transportation needs—particularly at the local level.

We need a more responsible alternative.

- **Cut unnecessary highway projects**
- **Invest in local transportation options**
  - local road maintenance
  - transit
  - biking and walking
- **Reduce bonding**

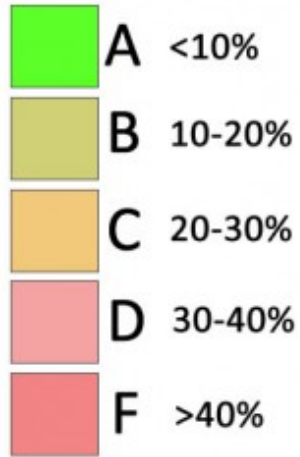
# **Crumbling Local Infrastructure**

Steve Hiniker, 1000 Friends of Wisconsin

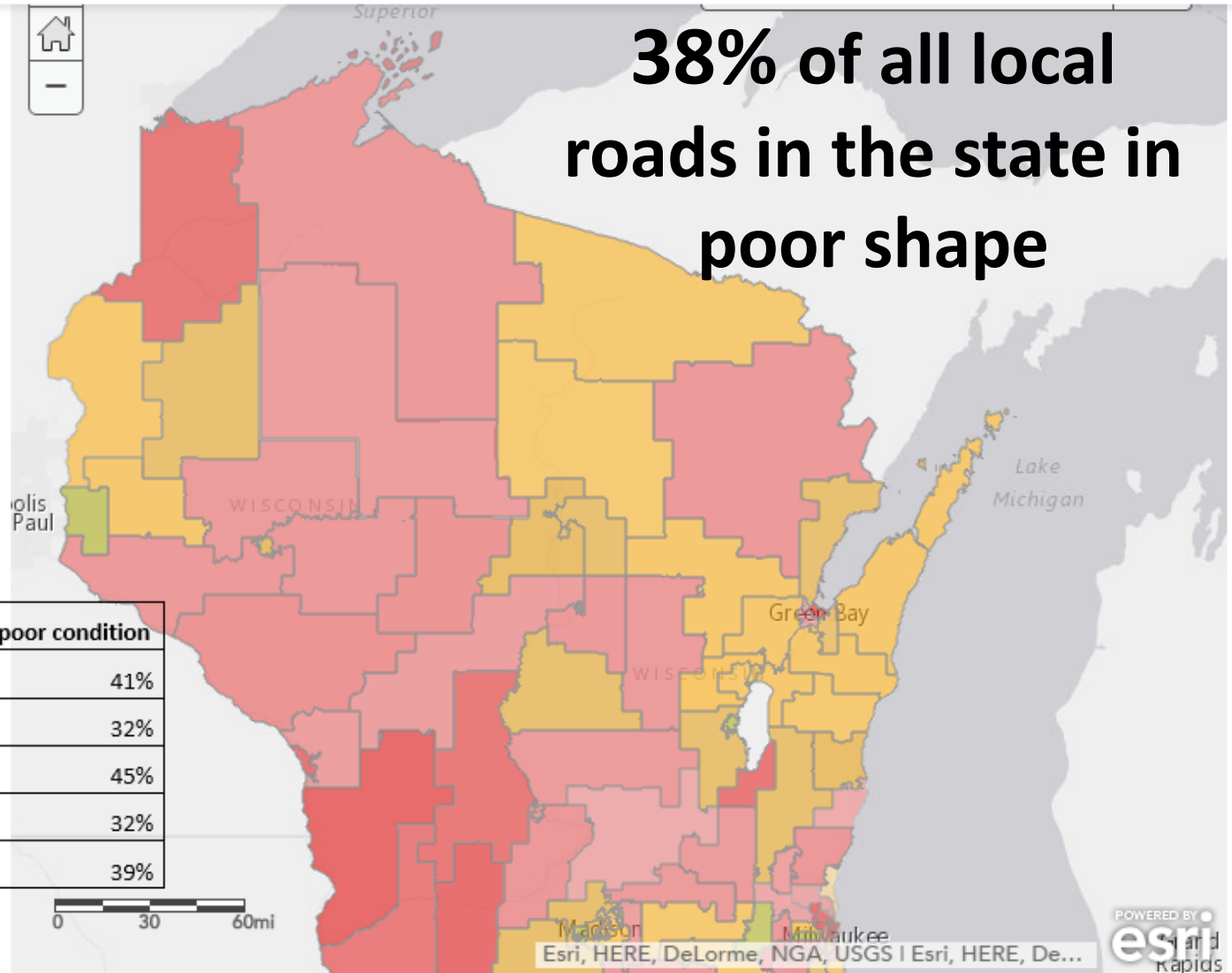


# Local Road Crisis Across Wisconsin

in Poor Condition

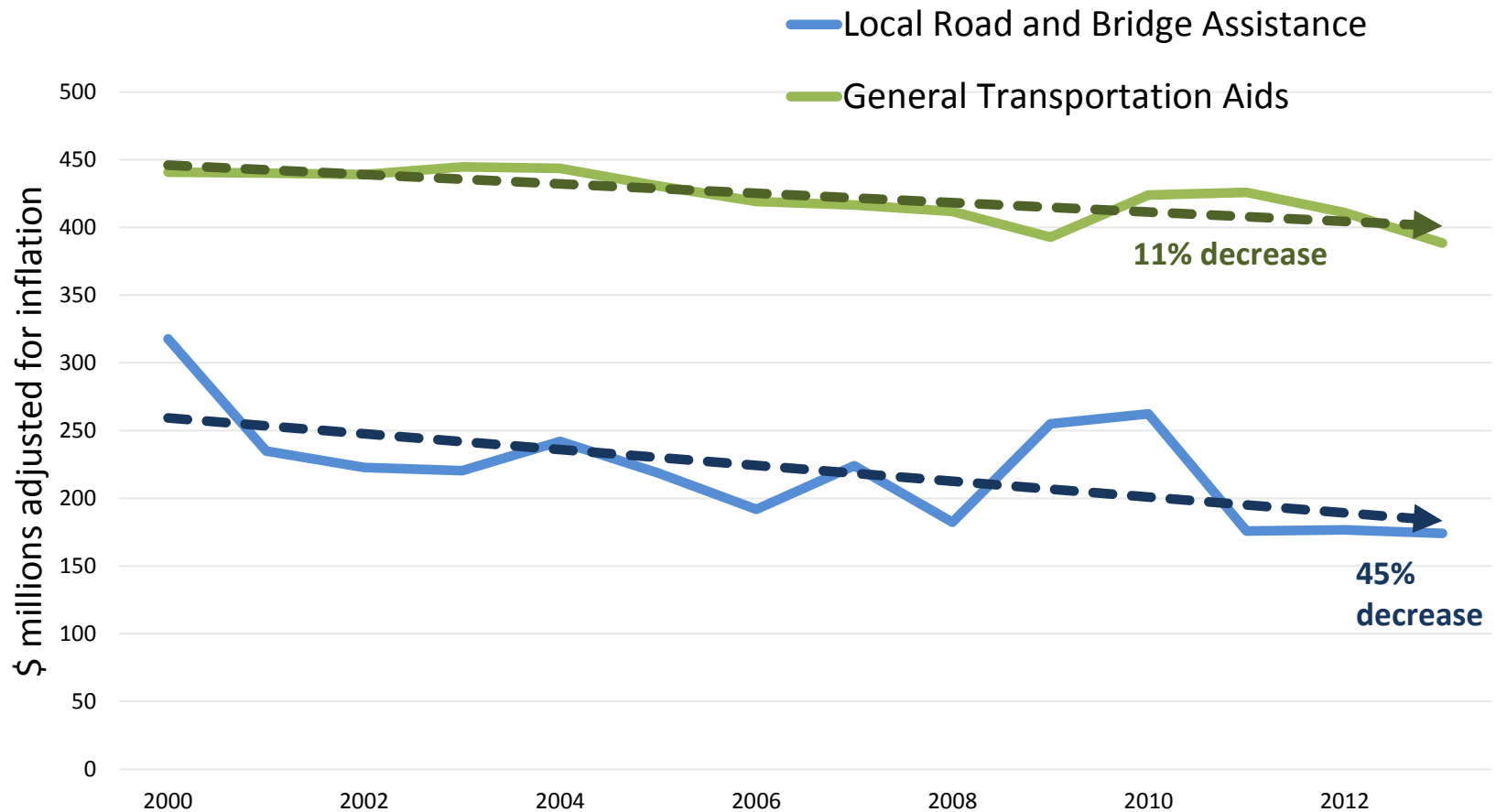


**38% of all local roads in the state in poor shape**



WisDOT Region	Roads in poor condition
North Central	41%
North East	32%
North West	45%
South East	32%
South West	39%

# Not Enough Funding for Crumbling Local Roads





Linking communities across Wisconsin to work for justice



WISDOM is a member of  
GAMALIEL

# **Critical Transportation Options for Vibrant Communities: Transit, Biking and Walking**

**Stephanie Gyldenvand, WISDOM**

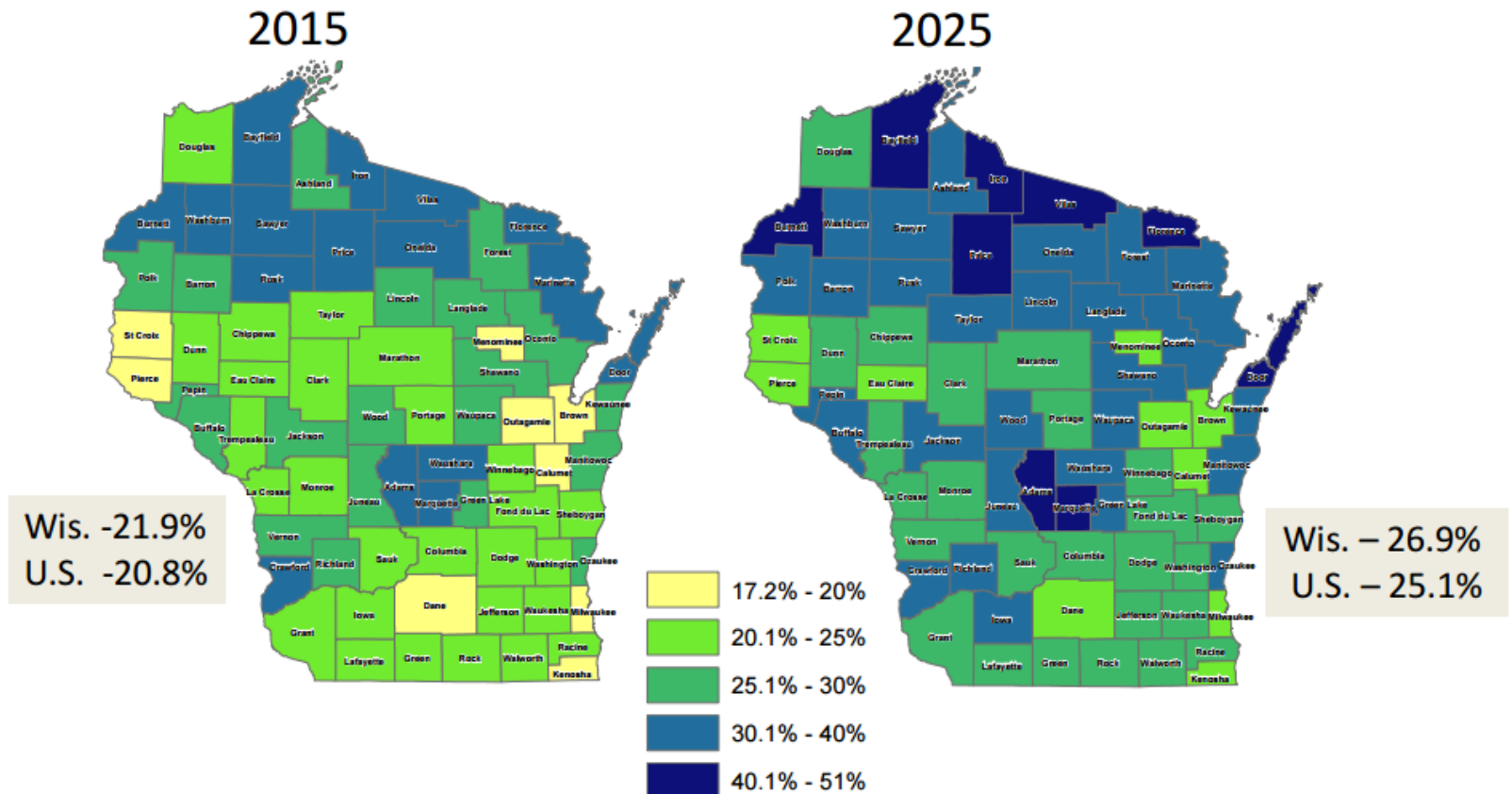


# Public Transit Systems Hurt by **10%** Cut in 2012

- Demand for efficient transit remains high in the state – but persistent cuts make it hard to provide high quality service.
- In Milwaukee, cuts have resulted in **22%** fewer annual bus miles between 2000 and 2012.
- Transit systems are not connecting workers to jobs, hurting the economy.

# Changing Demographics Mean Changing Demand

## Percent of Population Age 60+



# Biking and Walking Infrastructure

## **2014 TAP Projects**

- Osceola sidewalk improvements,
- The East-Central Wisconsin Regional Safe Routes to School Program,
- Safe Routes to School for Webster Elementary in Allouez,
- The St. Croix County Bicycle and Pedestrian plan,
- A bicycle-pedestrian facility in Waukesha, and
- 22 other projects.

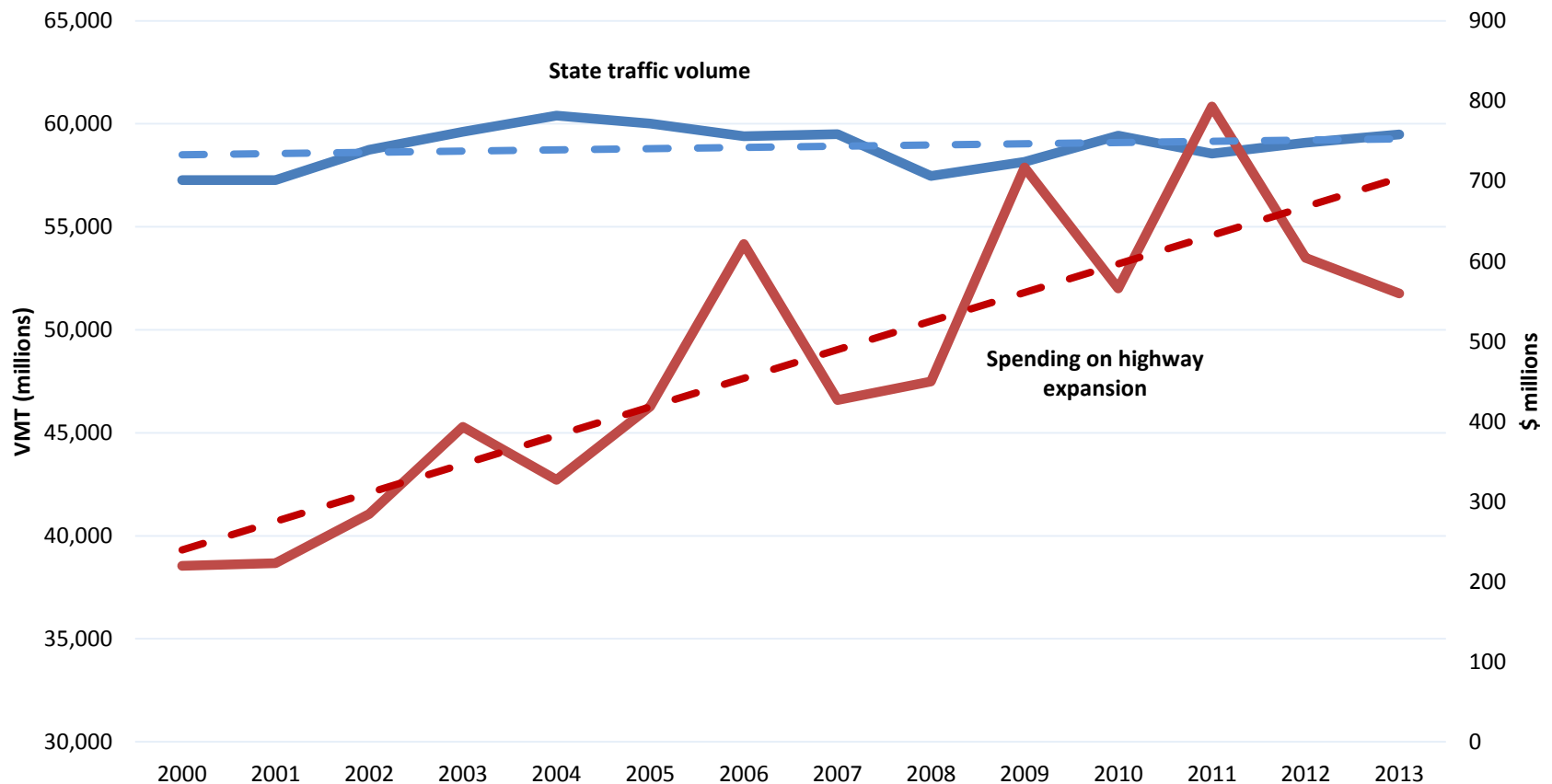
# **Cut Unnecessary Highway Projects**

Peter Skopec, WISPIRG



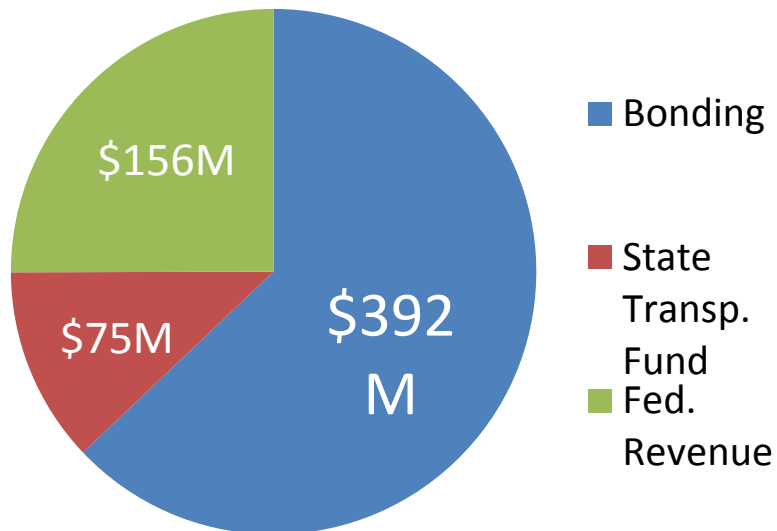
# \$1.459 Billion in Highway Expansion in Proposed State Budget

Traffic has been declining across the state since 2005. However, spending on highway expansion has been going up.

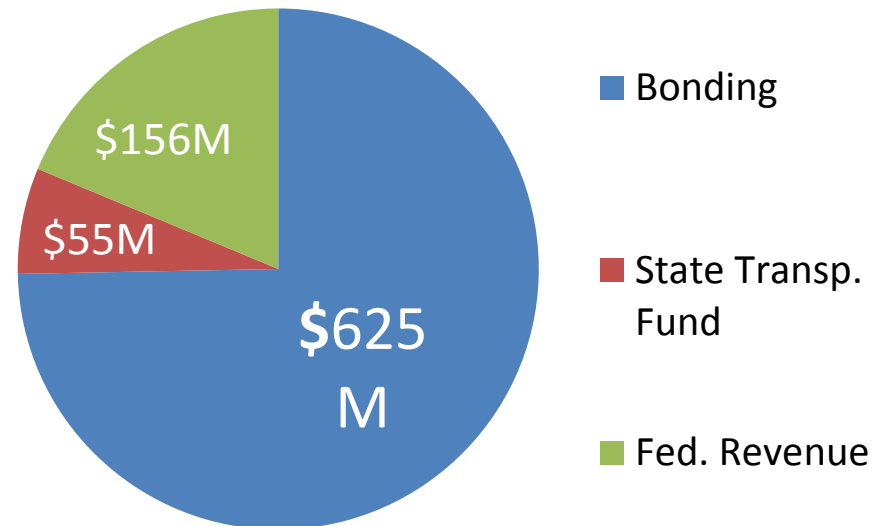


# Highway Projects Drive Increase in Transportation Debt

The proposed executive budget calls for over \$1 Billion in bonding for major highway projects

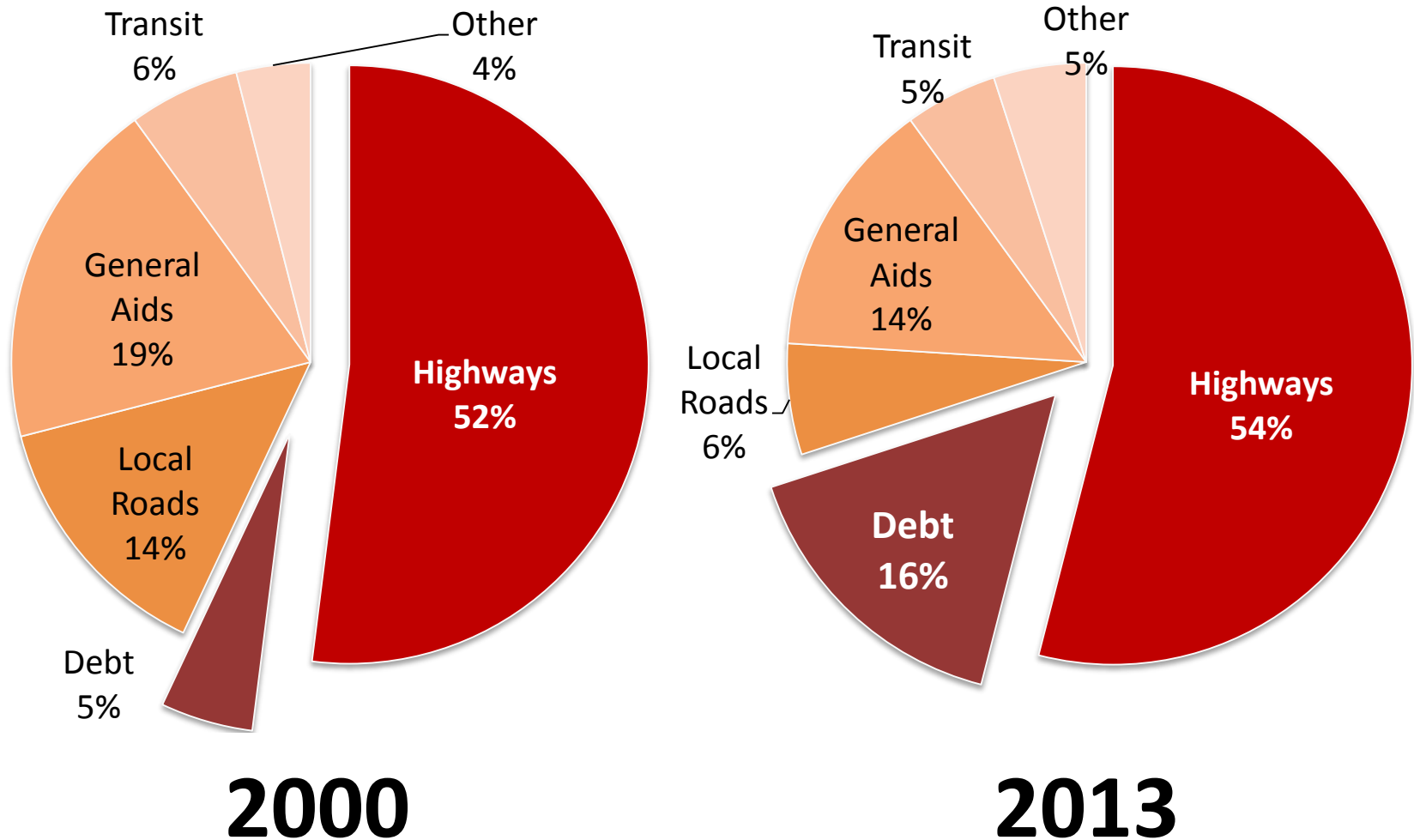


SE Wisconsin Megaprojects



Major Highways Program

# Highway Projects Drive Increase in Transportation Debt



# 4 Major Highway Projects Have No Merit

Project	Projected Traffic Growth	Actual Traffic Trends
State Highway 50	<b>+103%</b> (2011-2040)	<b>+13%</b> (2002-2011)
State Highway 15	<b>+61.2%</b> (2007-2040)	<b>-22.9%</b> (2000-2010)
State Highway 23	<b>+54.5%</b> (2014-2040)	<b>-4.9%</b> (2000-2014)
I-90 to IL Border	<b>+29%</b> (2000 - 2010)	<b>+1%</b> (2000-2012)



# Hwy 23- Groundbreaking Lawsuit

- All highway expansion projects should be postponed until traffic projections are studied and confirmed.

# I-94 Enumeration in Budget



# Our Solution

Elizabeth Ward,  
Sierra Club-John Muir Chapter



SIERRA  
CLUB  

---

FOUNDED 1892

# Our Solution

- **No increased taxes ✓**
- **Reduces debt ✓**
- **Cuts wasteful spending ✓**

# Cut Unnecessary Projects

Nearly **\$500 million** in savings from reducing wasteful spending

Project	2015-17 Biennium Savings
State Highway 50	<b>\$14 million</b>
State Highway 15	<b>\$19.4 million</b>
State Highway 23	<b>\$60.9 million</b>
I-90 to IL Border	<b>\$405.4 million</b>

# Invest Savings In Real Needs

- Increase funding for repairs to local roads - **\$80 million**
- Increase transit support and restore funding cuts from 2011-2013 budget – **\$37.6 million**
- Maintain Transportation Alternatives Program - **\$2 million**

---

# Highway Project

2015-17 Savings

State Highway 50	\$14 million
State Highway 15	\$19.4 million
State Highway 23	\$60.90 million
I-90 to Illinois Border	\$405.40 million
<b>Total:</b>	<b>\$499.7 million</b>

---

# Program

2015-17 Cost

Increase funding for repairs to local roads	\$80 million
Increase transit support (and restore transit funding cuts from 2011-13 budget)	\$37.6 million
Maintain Transportation Alternatives Program	\$2 million
<b>Total:</b>	<b>\$119.6 million</b>

---

Money Saved by Cutting Wasteful Highway Projects: \$499.7 million  
Re-Investment in Local Transportation Improvement: -\$119.6 million  
**Money Left to Reduce Bonding: \$380.1 million**

Questions?



# Revenue Funding Changes Overtime

